



Melbourne Camera Club

2023 END OF YEAR COMPETITION RULES

Aim

To encourage members to showcase their most successful photographs from the year. They may be images entered in the monthly competitions, they may be awarded images from the monthly competitions, or they may be images that have never been shared previously.

For 2023, there will be a Print Competition and a Projected Digital Image (PDI) Competition, with eight (8) categories in each.

Closing Date

- All image uploads (both PDI and Print entries) close at midnight **Wednesday 1 November 2023**
- **Correctly matted and labelled Print entries** must be delivered to the Club on **Thursday 2 November 2023 between 7-8pm**

Print Competition Categories

Members may enter a maximum of eight (8) images, with no more than four (4) in any one category.

- Open
- Photojournalism
- People
- Creative
- Landscape (Land, Sea, Cloud, Urban)
- Nature - *see additional rules for this section*
- Monochrome
- Analogue and alternative processes

Members may also enter one (1) **Photo Essay** entry (see below for details).

Projected Digital Image Competition Categories

Members may enter a maximum of six (6) images, with no more than four (4) in any one category.

- Open
- Photojournalism
- People
- Creative
- Landscape (Land, Sea, Cloud, Urban)
- Nature - *see additional rules for this section*
- Monochrome
- Smartphone

General Rules Applicable to all Categories

1. All financial members of the Melbourne Camera Club (MCC) are eligible to enter this competition.
2. Appropriate permissions are required from parents/guardians if submitting photographs of children.
3. Please make sure you are familiar with the **MCC Ethical Principles of Photography** policy available on the Club Competitions page.
4. The original image capture and any digital manipulation shall have been made by the entrant. Notwithstanding the foregoing, image resizing shall not be considered digital manipulation.
5. If an entry is made in one category in either Print or PDI, then a substantially similar entry cannot be made in any other category in either Print or PDI.
6. Entries must not have previously been entered in an End of Year (EOY) competition.
7. All entries must be submitted on or before the published closing date. By submitting an entry, you are deemed to have accepted the rules and conditions of entry of the competition. Digital images (for both Print and PDI entries) must be submitted via the EOY entry portal on the Club Competitions page.
8. All accepted entries will be displayed in an EOY Exhibition slide show.
9. No award will be made in a category unless at least two members have entered that category. The judges are not required to make an award.
10. The judges' decision shall be final. However, an entry found after judging to be non-compliant with the rules shall not be eligible for an award.

Definitions and Rules

The following guidelines will be used to determine the eligibility of photographs entered in each Competition Category. Entries that do not conform to these guidelines may not be accepted.

Open

Entries may fit any other Category but will only be judged in the Open Category. For example, a portrait entered in the Open Category may win both the Open Category and Print of the Year Awards but will not be considered in the People Category.

Photojournalism

Story-telling images such as are seen in the news media and periodicals, which may include documentary, contemporary life, illustrative, sports news or human interest. In the interests of credibility, contrived situations or photographic manipulations which alter the truth are not acceptable. The story-telling value of the image shall be weighed more than the pictorial quality.

People

People images may contain one or more people. This section includes candid images and formal portraits.

Creative

Creative images may display novel effects because of an unusual combination of objects or unusual viewpoints. They may be images that have been modified during or after exposure, or photographs in which the images have been modified during or after exposure by using an experimental technique. The image must have a photographic basis with the original work being exposed by the entrant.

Landscape (Land, Sea, Cloud, Urban)

Aspects of the natural or urban environment not including people as a substantial feature.

Nature

Nature photographs may depict any extant (not extinct) organisms (plants, animals, etc), landscapes, geological formations and weather phenomena. They may include captive animals. Photographs of human created hybrid plants, cultivated plants, feral animals, domestic animals, mounted specimens of plants and animals are not permitted. Minimal evidence of humans is acceptable for nature subjects, such as barn owls or storks, adapting to an environment modified by humans. Any manipulation or modification to the original image is limited to minor retouching of blemishes and must not alter the content of the original scene. **See additional rules for Nature images below.**

Monochrome

A photograph containing only one colour. If toning is carried out, it must be over the total photograph. Partial toning and/or the addition of one or more extra colours is not acceptable.

Analogue and Alternative Processes (Print only)

An analogue image must be created by the photographer using an analogue (film) camera or alternative processing technique. There are a wide variety of analogue processing options recognised under the general description of alternative photography processes. See this link for further information:

<https://www.alternativephotography.com/processes/>

Photo Essay (Print only)

An entry of one print made up of a minimum of 3 and a maximum of 9 images which tells an overall story. Each image is to be entered individually in the website portal but will be presented as one print with one title.

Smartphone (PDI only)

Images must be taken with a smartphone and submitted in JPG format (check your smartphone manual instructions on how to capture images in JPG format).

Image Format and Submission Requirements

- Digital images must
 - have maximum dimensions of 3840x2160 pixels (Width x Height) and be contained in a file of 5MB or smaller
 - be in sRGB colour space
 - be of JPG file type
- Print digital submissions and PDI entries must be submitted by uploading through the Club Competitions page on the website
- Printed images must be **correctly matted and labelled on the back** - see the last two pages for guidelines and label template.

Use of members' images

1. In consideration of submitting photographic works to any competition of MCC, the maker grants MCC a limited license to exhibit the submitted photographic works on its premises during the competition and at any associated exhibitions.
2. It is a condition of entry that photographs, or facsimiles of photographs awarded with a commendation or higher award (Awarded Photographs) may be used by MCC

for purposes including, without limitation, documenting, reporting, and promoting the competition into which Awarded Photographs are entered or a similar competition or exhibition (Agreed Use).

3. The photographer grants to MCC the right to reproduce Awarded Photographs for the Agreed Use. MCC undertakes to appropriately credit images to the maker when Awarded Photographs are used.
4. The photographer retains full copyright of their photographs and MCC undertakes not to sell members' photographs without the consent of the photographer.

Dispute Resolution

Should questions arise over the eligibility of entries or interpretation of the rules in this competition, a quorum of the Competition Committee shall be the final arbiter. In the event of a deadlock the Competition Chair shall have the deciding vote.

Awards and Trophies

Awards, certificates and trophies will be presented in each category at the awards night. Details can be found on the website.

Promotion of photography

MCC's charter is to promote the art of photography in all its genres, and it encourages photographers' free expression of this visual art. MCC does not seek to censor or restrict how its members express their artistic skills and freely publish their work in exhibitions, competitions and print and electronic media; however, we ask members to carefully consider the risk that an image may be seen by others to be offensive, which may damage the MCC's reputation among members and the wider community. The MCC reserves the right to withdraw an image from display if deemed unnecessarily offensive or is in breach of the **MCC Ethical Principles of Photography**.

Additional Rules for Nature Images

What's allowed and not allowed. Extracted from the Australian Photographic Society Nature Definition:

	✓ Allowed	✗ NOT allowed
GENERAL SUBJECT MATTER	<ul style="list-style-type: none"> ● Anything to do with natural history (the study and description of organisms and natural objects), except anthropology or archaeology. ● Subject matter must be identifiable 	<ul style="list-style-type: none"> ● Anything that is classified as anthropology (the study of humans) or archaeology (the study of historic or prehistoric peoples and their cultures)
SPECIFIC SUBJECT MATTER	<ul style="list-style-type: none"> ● All extant (not extinct) organisms (plants, animals, etc); landscapes, geological formations, and weather phenomena. 	<ul style="list-style-type: none"> ● Human-created hybrid plants, cultivated plants, feral animals, domestic animals, mounted specimens of plants and animals.

	✓ Allowed	✗ NOT allowed
	<ul style="list-style-type: none"> ● May include captive animals. 	
HUMAN ELEMENTS	<ul style="list-style-type: none"> ● Human elements that are an integral part of the nature story (such as birds nesting on a manmade structure). ● Scientific bands, tags, or collars. 	<ul style="list-style-type: none"> ● Human elements (such as buildings) that are not part of the nature story being told by the image.
IMAGE ALTERATIONS	<ul style="list-style-type: none"> ● Cropping. ● HDR techniques. ● Focus stacking. ● Removal of dust spots, digital noise, or scratches on film. ● Subject must be presented honestly. 	<ul style="list-style-type: none"> ● Anything (such as cloning) that alters the content of the original scene by adding, moving, or removing image elements. ● Stitching together multiple images (e.g. to create a panorama)
IMAGE ADJUSTMENTS	<ul style="list-style-type: none"> ● Techniques (such as contrast adjustment) that enhance the image without changing the nature story or altering the pictorial content of the original scene. ● Grey-scale monochrome images. 	<ul style="list-style-type: none"> ● Adjustments that change the nature story, such as turning a daylight scene into a night scene. ● Toned monochrome images. ● Infrared images.

Print Matting for the End of Year Competition

Prints submitted for the end of year competition receive a lot more handling than during normal print competitions. The adhesive used in the tapes used in matting may also soften, because the temperature in the gallery and office can increase substantially during summer. Poor quality matting procedures increase the likelihood of the print being damaged, because the print may fall out of the mat.

During previous end of year competitions and exhibitions, it has been necessary to repair some prints because:

- an inadequate amount of tape was used to mount the print to the mat board,
- an inadequate amount of double-sided tape was used where the backing board was the same size as the front mat board,
- sticky tape being used to fix the backing board to the front mat board instead of masking tape,
- low quality tape with a limited adhesive quality being used. These tapes often weaken during the summer heat.

To ensure print protection, please adhere to the following:

Prints must be mounted correctly so that the mat board does not separate from the print or from the backing board:


- If used, double sided tape should be at least 10mm wide and completely taped around all four sides and ideally, wider tape should be used where possible.
- Small 10mm wide pieces of tape may not be strong enough and may not adhere for long enough.
- Small pieces of double sided tape often do not withstand the multiple handling involved and are likely to soften during summer heat.
- Ordinary sticky tape that is doubled over to stick both sides of a print or mat may also experience failure.

Alternatively, prints should be taped at each corner and in the middle of the longest sides, using enough quality masking tape to ensure the print is well fixed in place.


Good quality masking tape (not the cheap tape often sold by convenience stores and newsagents) is available from any hardware store.

And ideally, a backing board that completely covers the back of the print should be used, both to stiffen the mat and to protect the print during handling and when in storage.


Finally, prints should be labelled on the back with the member's name, the category being entered, the title of the print, and an indication of which way is "up" - see the next page for a label template.

This Way Up 

MCC 2023 EoY Competition	
Name	
Category	
Title	

This Way Up 

MCC 2023 EoY Competition	
Name	
Category	
Title	

This Way Up 

MCC 2023 EoY Competition	
Name	
Category	
Title	

This Way Up 

MCC 2023 EoY Competition	
Name	
Category	
Title	

This Way Up 

MCC 2023 EoY Competition	
Name	
Category	
Title	

This Way Up 

MCC 2023 EoY Competition	
Name	
Category	
Title	

This Way Up 

MCC 2023 EoY Competition	
Name	
Category	
Title	

This Way Up 

MCC 2023 EoY Competition	
Name	
Category	
Title	

This Way Up 

MCC 2023 EoY Competition	
Name	
Category	
Title	

This Way Up 

MCC 2023 EoY Competition	
Name	
Category	
Title	